

Welcome to Highwood Day Nursery's Autumn newsletter. As we are approaching a very busy term we will start with some important dates for your diary:



Monday 4th September –Autumn term begins /Nursery Educational Funding (NEF) recommences.

W/C 30th October – Half term - Holiday club (subject to availability). No Nursery Educational Funding this week.

Tuesday 31st October – Halloween

Calling all witches, goblins and ghouls it's time for a Halloween party on **Tuesday 31st October**, please feel free to bring your child in their Halloween costume to join in with ghoulish games, freaky fun and to enjoy some frightening food!!



Friday 17th November - Children in Need – All monies will be donated to Cracker Jacks Children's Society (We will be collecting donations throughout the W/C 13th November 2023)

Please bring your child dressed in yellow or spotty clothes.

Holiday and Absences

Although Nursery attendance is not statutory, it is important for Parents/Carers to report their child's absence to Nursery on the first day and where possible before 9:00am.

Highwood Day Nursery has to follow guidelines set out by the local authority regarding the regular attendance of all children. Please report all absences on our landline number 01283 565069, Blossom App or via email at info@highwooddaynursery.co.uk



Car park

When dropping off and collecting your child from nursery please keep a close eye on your child as it has been brought to our attention some children are playing on the front garden and running across the car park, these are the times when the car park is the busiest.

Parents and carers must not park at the side of the nursery building as this area is allocated for staff parking only and access is required at all times.



Appropriate Clothing

With British weather, we all know we can experience all seasons in one day and we understand how tricky it can be! We would appreciate you planning for this and trying to provide clothing suitable for the day. Even if it seems warm all children need a coat or jacket for the garden and if possible, welly boots when it is wet. Baby room has asked for hats and shoes every day for the babies, even those who are not yet walking to give them the opportunity to cruise along in the garden/ride on the wheeled toys. Thank -you



Please ensure ALL clothing and belongings are labelled.

Parent Partnership

Parents /carers! Your child is truly amazing and throughout your child's life they will make some mighty significant steps on their journey of development. Together we would like to show the children how proud we all are of these moments and celebrate their individual achievements. These are what we call at nursery our Proud Cloud moments. So, if outside of nursery attendance your child has perhaps tried something new for the first time (food, drink, standing, walking, talking, using a potty), or maybe enjoyed a trip or activity please upload a photo to us via the blossom app. By doing this your child's key worker is then able to add this to your child's learning journey and use this as an interest for them to achieve and enhance their learning here at nursery

If you would like to come into the nursery to share any of your interests or specialities such as reading a story in your home language, gardening, cooking etc please talk to one of the management team.

Healthy Eating

We are updating our menu to ensure that we offer the children nutritious healthy meals whilst in our care. A healthy and balanced diet is important for all children, but even more so in a child's early years as it sets up eating habits for when they are older. Children need good diets in their early years as this gives their bodies a chance to properly grow; children need carbohydrates for their energy and protein for their muscle growth and to strengthen their immune systems. If you have any healthy family favourite recipes that you would like to see on our menu, please send them in via the Blossom App. Thank-you

Local Food Bank



This term, we have pledged to support our local foodbank. Sadly, over 13 million people live below the poverty line in the UK and the need for foodbanks is increasing. Last year, well over a million emergency food packages were given out to adults and children in need.

The foodbank offers help to local people in crisis. We would be grateful if your child could bring in any of the following, to help with our collection for this worthwhile cause.

Please ensure that all food is in date and packaging sealed.

Baby Food	Cordial	Toiletries/Shampoo/Conditioner
Sauces	Snack Bars	Washing Up Liquid
Packet Food	Noodles	Toilet Rolls
Jams and Spreads	Pasta	Washing Detergent
Baked Beans/Spaghetti	Rice	Fabric Conditioner
Soup	Cereal	Nappies
Tinned Fish/ Tuna	Lentils/Beans /Pulses/	Baby Wipes
Tinned Pulses	Long Life Fruit Juice	Shower Gel /Soap
Tinned Fruit	Long Life Milk	Deodorant
Rice Pudding	Coffee	Sanitary Wear
Custard	Tea	Shaving Gel/Razors

News from the rooms.....

Caterpillars



Welcome all new babies, parents and carers to our baby room, we understand this is a daunting time for you all and a new adventure in your baby's life, we are here to help you with any questions you may have, to make this transition into baby room goes well.

Some babies adapt well in a new environment and others may take some time to settle in, please do not worry too much as your baby will have formed a strong bond to you as parents and will need time to adjust. We will be helping them to settle right in with lots of nurturing care and attention along with fun activities.

What we have learnt and discovered

All the babies have been taking part in lots of activities - mark making and messy play to help to create pieces of work for our displays throughout the Caterpillar room.



The soft play area is a popular favourite with all our babies. In this area they have had lots of opportunities to strengthen their fine and gross motor skills through climbing up steps and sliding down the slide. Our babies have developed their imagination and practised their ball skills whilst enjoying the fun of the ball pit. The babies pick up valuable social and communication skills during this activity too. Soft play is the perfect way for them to get their wiggles out while also developing important skills like balance, coordination, and problem-solving. We have watched as the babies have new found confidence and learnt how to be sociable when taking turns with their friends.





To encourage communication skills, we have created nursery rhyme baskets for the babies to explore and have fun joining in with their favourite songs. Rhymes are fantastic vocabulary boosters. They often feature a pleasing rhythmic pattern and simple repetitive phrases that babies and toddlers find easy to remember and repeat. In order to develop their phonological awareness, children need to be repeatedly exposed to spoken language and nursery rhymes provide the perfect way to do this.

Physically participating in action songs has helped the babies and toddlers to develop their fine and gross motor control skills as well as balance, coordination and the skills needed to follow simple instructions. Sharing nursery rhymes provides a safe and secure bond between practitioners and babies. Positive physical touch between a practitioner and a child or between children. Some of our favourites are “Row the Boat” the babies enjoy pairing up with their friends to sing this song, “Pat a Cake” “Head Shoulders” all play an important part in helping develop social interaction.

In the Caterpillar room we had lots of fun brushing the dinosaur’s teeth, this activity was aimed to help them develop their understanding of the importance of looking after their teeth and promoting oral health and hygiene.



Our next steps on our learning journey

The babies love to look at their family photographs, so following their interest about their home life we will be extending their learning through creating a “Our Pets” display.

Please send in photos and any information about your family and pets to info@highwooddaynursery.co.uk
Thank you

The babies learning will be embedded by being able to reflect and conversation encouraged about what they can see on the “Pet Display” and their “Discovery Pet basket” which will include a photograph book of their own pets, role play pet toys, and Pet animal books.

In September the babies will be given the opportunity to explore different fruits from a Harvest treasure basket whilst the older children will also use different fruits and vegetables to taste finding out their own personal likes and dislikes. We will also be creative using the fruits and vegetables to create prints.

We will be collecting autumn leaves from the garden to use to create their very own leaf printing artwork alongside some cute handprint hedgehogs for an Autumn display.

They will also be enjoying using their senses to explore a selection of Autumn treasure and sensory bottles

Treasure baskets are a great way to develop holistic development and can easily be created at home too!!
Feel free to ask a member of staff for any ideas.

Halloween

Halloween will also be creeping upon us and we plan to have a spooky party on Tuesday 31st October which will involve lots of games and messy activities. We will be getting creative making spooking Halloween paintings and exploring pumpkins. Please come in your best Halloween outfit

The babies will be mark making with paints and collaging to create farm pictures linking to one of the babies favourite Songs

Please find the words to the song “Old Macdonald” to have fun with your little one at home 😊

Old MacDonald had a farm

Old MacDonald had a farm (Ee-I-Eee-I-O),
And on that farm he had a **cow** (Ee-I-Eee-I-O),
With a **Moo Moo** here and a **Moo Moo** there,
Here a **Moo** there **Moo** everywhere a **Moo, Moo**.
Old MacDonald had a farm (Ee-I-Eee-I-O)




Old MacDonald had a farm (Ee-I-Eee-I-O),
And on that farm he had **some sheep** (Ee-I-Eee-I-O),
With a **Baa Baa** here and a **Baa Baa** there,
Here a **Baa** there **Baa** everywhere a **Baa, Baa**.
Old MacDonald had a farm (Ee-I-Eee-I-O)



Old MacDonald had a farm (Ee-I-Eee-I-O),
And on that farm he had a **pig** (Ee-I-Eee-I-O),
With a **Oink Oink** here and a **Oink Oink** there,
Here a **Oink** there **Oink** everywhere a **Oink, Oink**.
Old MacDonald had a farm (Ee-I-Eee-I-O)



Old MacDonald had a farm (Ee-I-Eee-I-O),
And on that farm he had **some ducks** (Ee-I-Eee-I-O),
With a **Quack Quack** here and a **Quack Quack** there,
Here a **Quack** there **Quack** everywhere a **Quack, Quack**.
Old MacDonald had a farm (Ee-I-Eee-I-O)




Old MacDonald had a farm (Ee-I-Eee-I-O),
And on that farm he had a **horse** (Ee-I-Eee-I-O),
With a **Neigh Neigh** here and a **Neigh Neigh** there,
Here a **Neigh** there **Neigh** everywhere a **Neigh, Neigh**.
Old MacDonald had a farm (Ee-I-Eee-I-O)



ISLCollective.com

Butterflies



Here in the Butterfly room, we have had a very exciting and busy Summer term with lots of fun filled activities for the children to explore based on their own interests.

Something we have been exploring more are sea creatures, the children love to listen to the story 'Barry the Fish with Fingers'.

This has led on to them enjoying playing with the other sea creatures, therefore we created a sensory tray filled with different types of sea animals for the children to play with. The children enjoyed looking for the different sea creatures and learning the correct names of them. The children extended their learning as they identified the colours of the sea creatures and were able to find sizes big and small versions of them.

To enhance this interest we created our Summer display within the room based on sea creatures, the children all took part in creating different parts for the display and choosing the sea life that created our display.



Continuing our knowledge and understanding of Summer we talked about the seaside and explored it using a variety of activities.

The children have really enjoyed exploring the sand and using it to make marks with their fingers. We used buckets and spades to fill and empty and discuss if they are full or empty. To link in with our Summer learning we were able to learn about sun safety using role play, the children had the opportunity of exploring summer clothing, water bottles, sun cream bottles, hats, and sunglasses. This led to discussions with the children about how to keep safe in the sun.

The children have really enjoyed role playing with the ice cream cart, taking turns using the scoop to make their peers ice creams and telling their carers the colours of the scoops and some children have been able to say flavours "chocolate and strawberry".



Following the big interest in role play we created a large-scale beach and camping themed role play area for the children to explore, they particularly enjoyed going in the tents and playing pee po with their peers.

We explored real camping equipment such as pots and utensils and sleeping bags that the children loved climbing into and pretending to go to sleep. We pretended to cook marshmallows and sausages over the campfire, which enabled us to talk to the children about keeping safe around fire telling them not to touch it as it's hot and can hurt us.

The children were able to recall this learning later on whilst playing amongst each other and telling peers to "be careful it's hot".




We have continued to explore and care for our growing area at nursery and it has turned out wonderfully this year. We have had lots of beautiful flowers and we have enjoyed talking about the different colours. Our sunflowers have grown up to be very tall this year and lovely shades of yellow.

Our herb garden has taken off really well and we have had lots of herb cuttings to explore using different senses such as smelling, feeling, and looking.

We have had the wonderful opportunity of exploring and watching our fruits and vegetables grow. We have then encouraged the children to taste the produce and talk to us to see if they liked it or not.

We read the story 'Ruby Plants a Radish' to talk about radishes whilst we explored our own from the garden. Our home-grown potatoes have been cooked into our lovely dinners, and we have loved eating lots of raspberries and peas. Over the coming months we look forward to tasting more of our home grown produce.



Following interests, next steps and what we will be doing:



We are going to be revisiting the very popular story “we’re going on a bear hunt”. The children love to listen to this story and often choose to have it read to them at story time.

To enhance the children’s interest and learning we are going to be creating a “Bear Hunt” display in the room using the children’s artwork pieces. To do this we are going to be very busy and getting creative exploring a range of different textures to create our display. We will be discussing the different textures used and encouraging the children to use words such as cold, crunchy, soft, squidgy, and hard to describe them.

Using our imagination, we are going to be acting out going on a bear hunt and following the different stages of the story and encouraging the children to tell us what comes next.

As we enter into Autumn, we will discover all about this season and changes to our environment. We may notice for example the colours of the leaves, clothes we wear and the weather. We will be creating an Autumnal display that displays our learning.

Our role play area will be developed into an Autumn Themed Cafe, where the children will have lots of opportunity to explore the seasonal food and use them to role play making food for their peers and carers in the room. To develop this further we are going to be making some autumnal foods with the children so they can experience the different processes of making the foods and tasting them.

We have lots of children who have shown a lot of interest in transport. We will be exploring a range of vehicles; naming them and creating the sounds they make.

The children love to watch the planes/helicopters fly over so we will use this opportunity to watch and count how many aircraft we see and hear when playing in the garden. We will be encouraging listening skills by recognition of sounds that they hear from the vehicles in our outdoor environment. Other activities to promote learning will be colour sorting vehicles and singing songs that link to vehicles including “Wheels on the Bus” and “Down by the Station”.

Over the next few months, we will be very creative creating art work and taking part in a range of activities that link with harvest, Halloween, bonfire night, Diwali and Remembrance Day. Learning about all of these events in ways that are age stage relevant to their understanding.

Some songs we were going to enjoy singing are: wheels on the bus, Five pumpkins and Dingle dangle scarecrow.



Ladybirds



We have had a busy term exploring and showing understanding of Summer. The children demonstrated an excellent awareness of Sun Safety.

We have enjoyed our role play area changing into an Ice Cream Parlour, this helped to enhance our imagination skills. The playdough and cones helped the children strengthen their hand eye co-ordination using the scoops. Maths skills were developed when counting and using recognition of number and quantity.

We spoke about choosing our favourite flavours in the ice cream parlour.

It was a huge success when we made our own ice cream in a bag using ice cubes, milk, cream and vanilla essence.... And of course, we couldn't resist having a little taste!



We enjoyed developing our hand eye co-ordination to hammer the golf tees into the watermelons developing control and using tools for an individual purpose.

Our literacy interest has been the Rainbow Fish, here we created a beach scene using a vocabulary of words and shells to enhance learning. For the children that are unsure of tactile experiences we created Ziplock bags to use their hands to squeeze gel into the fish shapes. We collaged fish and making choices what they would like to use to decorate.

The children have enjoyed the song 5 ice creams in an ice cream shop, representing numbers on their fingers relating to quantity 1-5.

In the forest school area, we have been busy making bird feeders combining melted lard and bird seed to hang in the trees. We thread Cheerio's onto pipe cleaner, developing use of our hand eye coordination.

The children were able to go on a colour hunt in the garden and collate items and linking it to the colour on the paper.



On our investigation table this term we have been observing the lifecycle of a “Bumble Bee” and the ripening of both a banana and a tomato. The children extended their curiosity by using and developing use of their knife control to create their own healthy fruit kebabs this enabled them to use conversation talking about the fruits, voting for their favourite and talking about fruits they may not have tried before.



We have been introduced to real money and were able to observe and label the shape of the coins and sorting them out correctly into using the correct label.

We extended the use of shapes by using the wooden blocks for an actual purpose linking to children's interest copying the laminated picture and using the correct blocks successfully. The older children were able to support the younger children to find the correct shape if they needed a little bit of support.



We are changing our role play area into the laundrette practising using our finger skills to have a go at managing to use the pegs to put the washing onto the washing line.

The children will be talking about themselves “Me, myself and I “talking about their features and using colours for a purpose counting how many boys / how many girls have the same eye colour/ hair colour.

We will be busy reading the story "Supertato" as part of children's interest. This will also link further onto Harvest. We will be using different vegetables to make our own vegetable characters developing our hand eye coordination to cut and slice enhancing further to make our own delicious soup.

We will be giving each of the vegetables a try demonstrating likes/ dislikes and voting for our favourite. We will be creating a green grocer enabling the children to label the vegetables and use the scales to weigh and show curiosity in quantity counting how many?

In the upcoming months we will be learning about the importance of oral health related to national smile day. We will be using the cameras so the children can take photographs of each other's smile. We then can print these off and guess if we can recognise the smiles of our friends. We will be shown the correct ways of tooth brush and use the correct ways of toothbrushing and use the correct vocabulary to label each of our teeth. We will end using our senses to look and taste a selection of food from around the world.

The children will be enjoying exploring the solar system during space week, going on a star scavenger hunt ... how many can you collect? we will even have the opportunity of becoming an astronaut !!

We will be busy learning about recycling and the importance of recycling to reduce waste. We will be creating recycling boxes ourselves in the appropriate colours and learn to recycle ourselves. Please send us a photograph if you do any recycling at home or in the environment.

The children will be enjoying Halloween through spooky activities pushing the golf tees into the pumpkins, developing our hand eye co-ordination to trace ghosts, using the Halloween CD to be involved in dancing and party games moving in different ways and using tools to retrieve the spiders from the spider webs.

We will be using apples and cotton reels to print using black and red paint to create Poppies- Through given support the children will begin to understand the importance "Remembrance Day" and why this day is celebrated.

Diwali "The Festival of Light" – 12th November

We will be celebrating the festival of light making cards and decorating Rangoli patterns to bring good luck. The children will be using the bright fluorescent paints to create firework pictures. To ensure the children have an understanding of the Diwali festival we will be using the short Video to retell the story "Rama and Sita". We will also be developing our hand-eye co-ordination by threading and posting pipe cleaners into the colander holes to represent fireworks and using fine paintbrushes to create our own henna designs on templates of hands-on paper.