



Dear Parents, Carers and Families - it's hard to believe we are in April already!

Thank you for taking the time to read this Newsletter. We are available to talk to and share your thoughts via telephone 01283 565069 or email us on info@highwooddaynursery.co.uk

Warm Regards

The Highwood Team x



Pyjama Day - 26th April 2023.

We would love your child along with the other children and staff to come dressed in their PJs and donate £2 to help raise funds for disabled children.

Crackerjacks rely on kind donations to raise funds so that they can supply vital specialist disabled equipment or a much-needed respite break at Crackerjacks holiday home for disabled children and their families. For more information or to download a sponsor for please go to www.crackerjacks.org.uk/downloads.



Coronation of King Charles and Camilla, Queen Consort

We are very excited to celebrate the Coronation. On Thursday 4th May the children are invited to dress up like royalty, wear a crown or something red, white and blue. We will also be having a themed Coronation Garden party afternoon tea to celebrate




Happy Fathers Day- To all our Daddies and carers we hope you all have a lovely day 😊

Health and Safety -



Jewellery -For safety reasons we prefer if jewellery is not worn at nursery. We are unable to take any responsibility for injury, loss or breakages. We would also ask that if your child has their ears pierced that earrings are removed. If this is not possible please ensure they wear plain studs for nursery.



Illness: Please, please DO NOT send your child to nursery if they are unwell. We also ask you NOT to bring your child to Highwood if they have taken any medication in the morning. If they have suffered from diarrhoea or sickness, please keep them at home for at least 48 hours after the last episode of sickness or diarrhoea. This also applies to those children who have started a course of antibiotics.



Caterpillar Room

During the spring term, the children have had lots of fun using the sensory bags. The babies have explored our story trays, discovering and showing lots of interest with favourite stories in a hands-on way. We discovered that our favourites are 'The Very Hungry Caterpillar' and 'Goldilocks and the Three Bears'.

During world book week the children had an amazing time dressing up as their favourite book characters and exploring different stories they bought in throughout the week.






The babies particularly enjoyed the "Nursery Rhyme Basket" this enticed them to participate in singing songs and number rhymes. With the use of the parachute they had lots of fun, using their gross motor movements to lift the parachute up into the air, making waves up and down.

Looking ahead to the next term we will be having a range of opportunities for the children to explore our summer sensory trays and even getting stuck in with our messy play experiences.

Five Little Monkeys Jumping on the Bed



5 little monkeys jumping on the bed.
One fell off and bumped his head.
Mama called the doctor and the doctor said,
"No more monkeys jumping on the bed!"


4 little monkeys jumping on the bed.
One fell off and bumped his head.
Mama called the doctor and the doctor said,
"No more monkeys jumping on the bed!"

3 little monkeys jumping on the bed.
One fell off and bumped his head.
Mama called the doctor and the doctor said,
"No more monkeys jumping on the bed!"

2 little monkeys jumping on the bed.
One fell off and bumped his head.
Mama called the doctor and the doctor said,
"No more monkeys jumping on the bed!"

1 little monkey jumping on the bed.
One fell off and bumped his head.
Mama called the doctor and the doctor said,
"No more monkeys jumping on the bed!"

Tiny Tim



I had a little turtle,
his name was tiny Tim,
I put him in the bath tub,
to see if he could swim.

He drank up all the water,
he ate up all the soap,
and now he's lying sick in bed,
with bubbles in his throat.

Bubbles, bubbles, bubbles,
bubbles, bubbles, bubbles,
bubbles, bubbles, bubbles,
bubbles, bubbles, POP!

TEACHER TALK

The Caterpillars will continue to keep active by using the tunnel, soft play which are all firm favourites. We will also be engaging in some soft ball games which will include kicking a ball and throwing bean bags into the targets, this is great for their gross motor development.

As the weather gets warmer, we will be beginning our gardening project where the children will have the opportunity to plant their own seed and watch it grow. How tall will the

sunflowers grow? What vegetables can we grow and then use our taste buds to sample our hard wok! We will also be celebrating Easter and Father's Day with some special activities.




Butterflies

The Butterflies have been very busy over the past few months exploring the winter & spring season. The children have had the opportunity to learn about different winter animals, colours, natural objects and even real snow!



The snow has encouraged and enhanced the children's vocabulary by using new words such as 'cold' and 'crunch'.

We have been getting creative exploring a range of painting techniques this has included brushes, sponges, whisks, cars, paint pops, construction, bricks, folding paper in half, using their hands and lots more!



These different methods have enabled the children to explore colours and textures whilst developing control, hand eye co-ordination and begin to represent their own ideas and distinguish marks they have created.

The children learnt all about Easter by taking part in lots of eggciting activities. This included egg hunts, decorating eggs, potato printing and playing in sensory Easter trays.

And wow didn't they all look fantastic in their Easter Bonnets!!

On 11th April we celebrated National Pet Day, we would love to link this in with your family pets, to enable us to do this please send photographs of your pets via blossom or nursery email info@highwooddaynursery.co.uk

We have had a great time exploring and using our imagination in the Gruffalo and Heart Café. We have been able to work together with our friends to make each other food and cups of tea. The children have demonstrated that they can imitate the process of making a cup of tea.



Throughout this term we have revisited one of our favourite stories 'The Gruffalo' exploring activities about the Gruffalo that have allowed us to repeat phrases from the story, and explore textures of 'roasted fox', 'scrambled snake' and 'Gruffalo crumble'.



Dinosaurs are a huge favourite; We have read the book "That's not my dinosaur" feeling the textures. We developed our fine motor skills whilst threading the dinosaurs' feet, and used our counting skills to count how many items of food they could put into the dinosaur's mouth.

What we will be doing next-

Observing signs of spring around us, noticing and pointing out changes as flowers that grow including the daffodils and blossom in our garden.

In the coming months ahead, we are going to be planting a wide variety of seeds and learning about how to look after them.

Here are the words to a new song we will be learning...

(To the tune of Row, Row Your Boat)

Grow, Grow, Grow a plant

Starting with a seed

Give it soil, sun and water

That is all you need

To enhance learning about planting our role play area will transform into a "Garden Centre" where the children can pretend to purchase a variety of items that you would find at your local Garden centre.

In honour of the kings Coronation and Queen Consort we are going to be exploring the dressing up clothes, making crowns and decorating them.

We are going to be making something very special for Fathers Day and talking about families and who we live with.

Following interests and next steps we will....

Read the story 'Jack and the beanstalk' and join in with the experiment of 'Blooming Beans'

Look at textures in our Garden and outdoor environment and use our senses to discover Touch, Taste, Sights and Sounds developing new vocabulary linked to this. (Look out for photo's coming via Blossom)

Develop numeracy skills to count to 5. Joining in with number rhymes such as 5 little speckled frogs.




Ladybird Room

What a busy couple of months we have had in the Ladybird Room. The children have been busy enjoying a variety of role play areas that have enhanced their imagination and given opportunities to mark make and initiate conversation with their peers. The ladybirds showed delight and were fully involved with our very own 'Pancake Shop' using the scales to measure and using new vocabulary to label ingredients and use own choices to decide which toppings they would like and serve them to their friends.

The children have enjoyed listening to the story 'Elmer'- Focusing their attention on managing to recreate alternate patterns using colour and using plastic milk cartons to collage their own patch work elephants.




We enjoyed mark making using paint brushes using blue and white paint to create our own Scottish flag to celebrate Burns Night- We engaged in the conversation station learning simple facts about Robert Burns. We enjoyed using colouring crayons to colour in tartan patterns and use colours for an individual purpose. We enjoyed measuring out ingredients to make our own shortbread biscuits and take them home to share.



During Valentines week the children used their numeracy skills to enjoy using the number love bugs and match them to the correct number love heart. We used different sized spoons to scoop up rice and count how many spoonful it takes to fill the coloured containers. We used different sized love heart shaped tissue paper to make arrangements on the sticky back plastic to create our special cards for our love ones. We enjoyed manipulating the playdough and using loose parts exercising our fingers in the finger gym to create our own love bugs. In the investigation station we had opportunities to observe roses and their changes.



It was lovely to see the ladybird children get dressed up for world book day following the theme of their 'favourite characters' and when reading books that the children had bought in from home the children beamed with pride to hear their favourite story in the nursery setting.



During Science week we explored creating rainbows. We used skittles to explore and notice happenings as they made arrangements on the plate using the skittles, paper plates and using the pippettes to add small amounts of water and making their own predictions of what happens next.

We extended our imaginations further by using our hand eye co.ordination to use the coloured water to explore mixing colours together in large bowls to problem solve- using colour names and memory skills to understand which colours can be mixed together to create a new colour.



We observed changes as we baked bread together. Mixing ingredients together using a wooden spoon until a dough formed. Watching with amazement as we put a damp tea towel over the bowl and overtime the dough grew, like magic! We separated the dough and manipulated them into a ball shape using our hands. We noticed changes as we baked them in the oven but best of all we took them home to share - Delicious



St. Patricks Day -

We developed our hand eye co. ordination to use the tweezers to put the green pom poms onto the green bottle tops.

By singing one of our favourite songs "Let's Paint the Colours of the Rainbow" we were able to sequence and create our very own rainbows.



Wow! we can learn so much through baking - Working together - reading the recipe and learning descriptive words throughout the whole process. Developing our maths skills, we count and measure the correct quantities of ingredients. Physical development we use our gross and fine motor skills to blend and cream the mixture together. Developing creativity through moulding and creating shapes. Science watching the changes that happen to ingredients. All this learning fun to make our Shamrock Biscuits!!



Mummy & Me Mother's Day Tea

It was lovely to see some of our Ladybird Mummy's being able to join us for Afternoon tea to celebrate Mother's Day.



Over the past couple of months, we have enjoyed noticing changes around us and we were even lucky enough to have some snow. We had a fantastic time playing on the sledges with our friends.



The children were introduced to Spring by setting up themed Tuff Tray for them to explore learning new words on the farm by talking about the baby animals and what they are called. The younger children used the picture cards to help them.



Following children's interest we have enjoyed talking about space, learning about the planets and our solar system..... we enjoyed using our imagination with the small world to explore using the rockets and space buggies.



What we will be doing next.....

Through children's interest in vehicles we will be using familiar shapes to create their own vehicle labelling and using new vocabulary- enhancing by looking at shapes in the environment

Changing our role play area into a Farm Shop- using counting skills, labelling fruits and vegetables and using imagination in role play experiences- enhancing in using fruits and vegetables to print and using our senses to taste and vote which is their favourite.

Explore and investigate Lifecycles of a frog and caterpillar this will follow on to our new Story "The Very Hungry Caterpillar"



School Readiness

As we prepare to say a sad farewell to our older children, we thought it would be beneficial to reflect on how, at Highwood we help to prepare the children for school and how you too can help them at home. At Highwood we promote your child's independence, within our supportive environment, your child is encouraged to think and act for themselves.

Toilet independence: Once your child is fully toilet trained, they are encouraged to use the toilet and maintain their personal hygiene independently.

Personal Belongings: Your child is encouraged to look after their own belongings. They are encouraged to hang up their own coat and bag and to collect them at the end of their session.

Getting Dressed: Your child is encouraged to dress themselves. Taking off and putting on their own coat and shoes and will practice this through various dressing up and role play opportunities. (Please try and purchase shoes for your child that they can manage themselves).

Free flow: Your child is encouraged to explore their own interests and are given the opportunity to access a variety of resources to support their learning.

1 to 1 Reading sessions: In the term before your child starts school, they will be introduced to 1 to 1 reading sessions with their key person.

School Role Play: We will be creating our school role play area at Highwood, so that the children become more familiar with book bags / Lunch bags and uniforms that they will be encountering in their new schools.

Lunch Time: The children will have lots of opportunities to practice eating their lunch independently in a social situation.

Liaise with local schools: We maintain close links with local schools and annually review transition arrangements.

Teacher Visits: We invite the local schools to visit Highwood to meet their new intake in their familiar environment. This also gives your child's key worker an opportunity to discuss their individual development and wellbeing.

Top Tips for Starting School:

- Involve your child in the process of buying uniform and other necessities for school.
- Encourage your child to dress and put on their shoes and coats independently.
- Encourage your child to manage their own personal hygiene after using the toilet such as teaching your child to wipe their own bottom and hand washing.
- Talk about starting school together BUT don't refer to it as starting 'BIG' school as this can prove intimidating. Instead use the schools name or refer to it by the colour of its uniform.
- Read books about starting school together. the following web links provide information and advice on developing the key skills your child needs to be school ready. Pacey - Steps to Starting School Poster <https://www.pacey.org.uk/Pacey/media/Website-files/PACEY%20general/Steps-to-starting-school.pdf> nurseryresources.org - School Readiness Poster <https://www.nurseryresources.org/product/school-readiness-poster>

